

SUMMARY OF APPROPRIATIONS, ALLOTMENTS, OBLIGATIONS, DISBURSEMENTS AND BALANCES BY OBJECT OF EXPENDITURES

As at the Quarter Ending March 31, 2024

Department : State Universities and Colleges (SUCs)
 Agency : Batangas State University
 Operating Unit : < not applicable >
 Organization Code (UACS) : 08 038 0000000
 Fund Cluster : 01 Regular Agency Fund

X	Current Year Appropriations
	Supplemental Appropriations
	Continuing Appropriations

(e.g. UACS Fund Cluster: 01-Regular Agency Fund, 02-Foreign Assisted Projects Fund, 03-Special Account-Locally Funded/Domestic Grants Fund, and 04-Special Account-Foreign Assisted/Foreign Grants Fund)

Particulars	UACS CODE	Appropriations			Allotments					Obligations				
		Authorized Appropriations	Adjustments (Transfer To/From, Modifications/ Augmentations)	Adjusted Appropriations	Allotments Received	Adjustments (Reductions, Modifications/ Augmentations)	Transfer To	Transfer From	Adjusted Allotments	1st Quarter Ending March 31	2nd Quarter Ending June 30	3rd Quarter Ending September 30	4th Quarter Ending December 31	Total
1	2	3	4	5=(3+4)	6	7	8	9	10=[(6+(-)7)-8+9]	11	12	13	14	15=(11+12+13+14)
SUMMARY		2,098,424,000.00	- 360,000,000.00	1,738,424,000.00	1,096,320,000.00	- 360,000,000.00	-	-	736,320,000.00	153,945,683.35	-	-	-	153,945,683.35
A. AGENCY SPECIFIC BUDGET		2,055,990,000.00	- 360,000,000.00	1,695,990,000.00	1,053,886,000.00	- 360,000,000.00	-	-	693,886,000.00	143,404,325.53	-	-	-	143,404,325.53
Personnel Services		557,887,000.00	-	557,887,000.00	478,151,000.00	-	-	-	478,151,000.00	102,711,914.55	-	-	-	102,711,914.55
Salaries and Wages		358,089,000.00	- 233,000.00	357,856,000.00	358,089,000.00	- 233,000.00	-	-	357,856,000.00	92,669,392.23	-	-	-	92,669,392.23
Salaries and Wages - Regular	5010101000	353,612,000.00	- 233,000.00	353,379,000.00	353,612,000.00	- 233,000.00	-	-	353,379,000.00	92,203,245.06	-	-	-	92,203,245.06
Basic Salary - Civilian	5010101001	353,612,000.00	- 233,000.00	353,379,000.00	353,612,000.00	- 233,000.00	-	-	353,379,000.00	92,203,245.06	-	-	-	92,203,245.06
Salaries and Wages - Casual/Contractual	5010102000	4,477,000.00	-	4,477,000.00	4,477,000.00	-	-	-	4,477,000.00	466,147.17	-	-	-	466,147.17
Other Compensation		108,441,000.00	233,000.00	108,674,000.00	108,441,000.00	233,000.00	-	-	108,674,000.00	7,271,213.14	-	-	-	7,271,213.14
Personal Economic Relief Allowance (PERA)	5010201000	16,368,000.00	-	16,368,000.00	16,368,000.00	-	-	-	16,368,000.00	4,322,349.93	-	-	-	4,322,349.93
PERA - Civilian	5010201001	16,368,000.00	-	16,368,000.00	16,368,000.00	-	-	-	16,368,000.00	4,322,349.93	-	-	-	4,322,349.93
Representation Allowance (RA)	5010202000	282,000.00	116,500.00	398,500.00	282,000.00	116,500.00	-	-	398,500.00	398,500.00	-	-	-	398,500.00
Transportation Allowance (TA)	5010203000	282,000.00	116,500.00	398,500.00	282,000.00	116,500.00	-	-	398,500.00	398,500.00	-	-	-	398,500.00
Transportation Allowance (TA)	5010203001	282,000.00	116,500.00	398,500.00	282,000.00	116,500.00	-	-	398,500.00	398,500.00	-	-	-	398,500.00
Clothing/Uniform Allowance	5010204000	4,092,000.00	-	4,092,000.00	4,092,000.00	-	-	-	4,092,000.00	-	-	-	-	-
Clothing/Uniform Allowance - Civilian	5010204001	4,092,000.00	-	4,092,000.00	4,092,000.00	-	-	-	4,092,000.00	-	-	-	-	-
Subsistence Allowance (SA)	5010205000	118,000.00	-	118,000.00	118,000.00	-	-	-	118,000.00	13,350.00	-	-	-	13,350.00
Subsistence Allowance - Magna Carta for Public Health Workers under R.A. 7305	5010205003	118,000.00	-	118,000.00	118,000.00	-	-	-	118,000.00	13,350.00	-	-	-	13,350.00
Laundry Allowance (LA)	5010206000	17,000.00	-	17,000.00	17,000.00	-	-	-	17,000.00	1,820.42	-	-	-	1,820.42
Laundry Allowance - Magna Carta Benefits for Public Health Workers under R.A. 7305	5010206004	17,000.00	-	17,000.00	17,000.00	-	-	-	17,000.00	1,820.42	-	-	-	1,820.42
Honoraria	5010210000	20,500,000.00	-	20,500,000.00	20,500,000.00	-	-	-	20,500,000.00	2,136,692.79	-	-	-	2,136,692.79
Honoraria - Civilian	5010210001	20,500,000.00	-	20,500,000.00	20,500,000.00	-	-	-	20,500,000.00	2,136,692.79	-	-	-	2,136,692.79
Hazard Pay (HP)	5010211000	1,026,000.00	-	1,026,000.00	1,026,000.00	-	-	-	1,026,000.00	-	-	-	-	-
HP - Magna Carta Benefits for Public Health Workers under R.A. 7305	5010211005	1,026,000.00	-	1,026,000.00	1,026,000.00	-	-	-	1,026,000.00	-	-	-	-	-
Year End Bonus	5010214000	29,468,000.00	-	29,468,000.00	29,468,000.00	-	-	-	29,468,000.00	-	-	-	-	-
Bonus - Civilian	5010214001	29,468,000.00	-	29,468,000.00	29,468,000.00	-	-	-	29,468,000.00	-	-	-	-	-
Cash Gift	5010215000	3,410,000.00	-	3,410,000.00	3,410,000.00	-	-	-	3,410,000.00	-	-	-	-	-
Cash Gift - Civilian	5010215001	3,410,000.00	-	3,410,000.00	3,410,000.00	-	-	-	3,410,000.00	-	-	-	-	-
Mid-Year Bonus - Civilian	5010216000	29,468,000.00	-	29,468,000.00	29,468,000.00	-	-	-	29,468,000.00	-	-	-	-	-

Particulars	UACS CODE	Disbursements					Balances				
		1st Quarter Ending March 31	2nd Quarter Ending June 30	3rd Quarter Ending September 30	4th Quarter Ending December 31	Total	Unreleased Appropriations	Unobligated Allotments	Unpaid Obligations (15-20)=(23+24)		
		16	17	18	19	20=(16+17+18+19)	21=(5-10)	22=(10-15)	Due and Demandable	Not Yet Due and Demandable	
1	2	16	17	18	19	20=(16+17+18+19)	21=(5-10)	22=(10-15)	23	24	
SUMMARY		144,328,782.44	-	-	-	144,328,782.44	1,002,104,000.00	582,374,316.65	7,005,581.86	2,611,319.05	
A. AGENCY SPECIFIC BUDGET		134,137,847.66	-	-	-	134,137,847.66	1,002,104,000.00	550,481,674.47	6,655,158.82	2,611,319.05	
Personnel Services		99,987,836.17	-	-	-	99,987,836.17	79,736,000.00	375,439,085.45	2,724,078.38	-	
Salaries and Wages		90,269,912.64	-	-	-	90,269,912.64	-	265,186,607.77	2,399,479.59	-	
Salaries and Wages - Regular	5010101000	89,814,548.04	-	-	-	89,814,548.04	-	261,175,754.94	2,388,697.02	-	
Basic Salary - Civilian	5010101001	89,814,548.04	-	-	-	89,814,548.04	-	261,175,754.94	2,388,697.02	-	
Salaries and Wages - Casual/Contractual	5010102000	455,364.60	-	-	-	455,364.60	-	4,010,852.83	10,782.57	-	
Other Compensation		7,177,423.30	-	-	-	7,177,423.30	-	101,402,786.86	93,789.84	-	
Personal Economic Relief Allowance (PERA)	5010201000	4,320,752.36	-	-	-	4,320,752.36	-	12,045,650.07	1,597.57	-	
PERA - Civilian	5010201001	4,320,752.36	-	-	-	4,320,752.36	-	12,045,650.07	1,597.57	-	
Representation Allowance (RA)	5010202000	370,500.00	-	-	-	370,500.00	-	-	28,000.00	-	
Transportation Allowance (TA)	5010203000	370,500.00	-	-	-	370,500.00	-	-	28,000.00	-	
Transportation Allowance (TA)	5010203001	370,500.00	-	-	-	370,500.00	-	-	28,000.00	-	
Clothing/Uniform Allowance	5010204000	-	-	-	-	-	-	4,092,000.00	-	-	
Clothing/Uniform Allowance - Civilian	5010204001	-	-	-	-	-	-	4,092,000.00	-	-	
Subsistence Allowance (SA)	5010205000	13,350.00	-	-	-	13,350.00	-	104,650.00	-	-	
Subsistence Allowance - Magna Carta for Public Health Workers under R.A. 7305	5010205003	13,350.00	-	-	-	13,350.00	-	104,650.00	-	-	
Laundry Allowance (LA)	5010206000	1,820.42	-	-	-	1,820.42	-	15,179.58	-	-	
Laundry Allowance - Magna Carta Benefits for Public Health Workers under R.A. 7305	5010206004	1,820.42	-	-	-	1,820.42	-	15,179.58	-	-	
Honoraria	5010210000	2,100,500.52	-	-	-	2,100,500.52	-	18,363,307.21	36,192.27	-	
Honoraria - Civilian	5010210001	2,100,500.52	-	-	-	2,100,500.52	-	18,363,307.21	36,192.27	-	
Hazard Pay (HP)	5010211000	-	-	-	-	-	-	1,026,000.00	-	-	
HP - Magna Carta Benefits for Public Health Workers under R.A. 7305	5010211005	-	-	-	-	-	-	1,026,000.00	-	-	
Year End Bonus	5010214000	-	-	-	-	-	-	29,468,000.00	-	-	
Bonus - Civilian	5010214001	-	-	-	-	-	-	29,468,000.00	-	-	
Cash Gift	5010215000	-	-	-	-	-	-	3,410,000.00	-	-	
Cash Gift - Civilian	5010215001	-	-	-	-	-	-	3,410,000.00	-	-	
Mid-Year Bonus - Civilian	5010216000	-	-	-	-	-	-	29,468,000.00	-	-	

Particulars	UACS CODE	Appropriations			Allotments					Obligations				
		Authorized Appropriations	Adjustments (Transfer To/From, Modifications/Augmentations)	Adjusted Appropriations	Allotments Received	Adjustments (Reductions, Modifications/Augmentations)	Transfer To	Transfer From	Adjusted Allotments	1st Quarter Ending March 31	2nd Quarter Ending June 30	3rd Quarter Ending September 30	4th Quarter Ending December 31	Total
1	2	3	4	5=(3+4)	6	7	8	9	10=[(6+(-)7)-8+9]	11	12	13	14	15=(11+12+13+14)
Mid-Year Bonus - Civilian	5010216001	29,468,000.00	-	29,468,000.00	29,468,000.00	-	-	-	29,468,000.00	-	-	-	-	-
Other Bonuses and Allowances	5010299000	3,410,000.00	-	3,410,000.00	3,410,000.00	-	-	-	3,410,000.00	-	-	-	-	-
Productivity Enhancement Incentive - Civilian	5010299012	3,410,000.00	-	3,410,000.00	3,410,000.00	-	-	-	3,410,000.00	-	-	-	-	-
Personnel Benefit Contributions		9,280,000.00	-	9,280,000.00	9,280,000.00	-	-	-	9,280,000.00	2,673,503.71	-	-	-	2,673,503.71
Pag-IBIG Contributions	5010302000	819,000.00	-	819,000.00	819,000.00	-	-	-	819,000.00	338,000.00	-	-	-	338,000.00
Pag-IBIG - Civilian	5010302001	819,000.00	-	819,000.00	819,000.00	-	-	-	819,000.00	338,000.00	-	-	-	338,000.00
PhilHealth Contributions	5010303000	7,642,000.00	-	7,642,000.00	7,642,000.00	-	-	-	7,642,000.00	2,130,403.71	-	-	-	2,130,403.71
PhilHealth - Civilian	5010303001	7,642,000.00	-	7,642,000.00	7,642,000.00	-	-	-	7,642,000.00	2,130,403.71	-	-	-	2,130,403.71
Employees Compensation Insurance Premiums	5010304000	819,000.00	-	819,000.00	819,000.00	-	-	-	819,000.00	205,100.00	-	-	-	205,100.00
ECIP - Civilian	5010304001	819,000.00	-	819,000.00	819,000.00	-	-	-	819,000.00	205,100.00	-	-	-	205,100.00
Other Personnel Benefits		82,077,000.00	-	82,077,000.00	2,341,000.00	-	-	-	2,341,000.00	97,805.47	-	-	-	97,805.47
Terminal Leave Benefits	5010403000	1,137,000.00	-	1,137,000.00	1,137,000.00	-	-	-	1,137,000.00	97,677.23	-	-	-	97,677.23
Terminal Leave Benefits - Civilian	5010403001	1,137,000.00	-	1,137,000.00	1,137,000.00	-	-	-	1,137,000.00	97,677.23	-	-	-	97,677.23
Other Personnel Benefits	5010499000	80,940,000.00	-	80,940,000.00	1,204,000.00	-	-	-	1,204,000.00	128.24	-	-	-	128.24
Lump-sum for Filling of Positions - Civilian	5010499007	79,736,000.00	-	79,736,000.00	-	-	-	-	-	-	-	-	-	-
Lump-sum for Step Increments - Length of Service	5010499010	884,000.00	-	884,000.00	884,000.00	-	-	-	884,000.00	128.24	-	-	-	128.24
Loyalty Award - Civilian	5010499015	320,000.00	-	320,000.00	320,000.00	-	-	-	320,000.00	-	-	-	-	-
Maintenance and Other Operating Expenses		1,100,453,000.00	-	1,100,453,000.00	178,085,000.00	-	-	-	178,085,000.00	40,692,410.98	-	-	-	40,692,410.98
Traveling Expenses		1,602,000.00	-	1,602,000.00	1,602,000.00	-	-	-	1,602,000.00	502,917.00	-	-	-	502,917.00
Traveling Expenses - Local	5020101000	1,602,000.00	-	1,602,000.00	1,602,000.00	-	-	-	1,602,000.00	502,917.00	-	-	-	502,917.00
Training and Scholarship Expenses		5,342,000.00	-	5,342,000.00	5,342,000.00	-	-	-	5,342,000.00	1,931,807.50	-	-	-	1,931,807.50
Training Expenses	5020201000	5,342,000.00	-	5,342,000.00	5,342,000.00	-	-	-	5,342,000.00	1,931,807.50	-	-	-	1,931,807.50
Training Expenses	5020201002	5,342,000.00	-	5,342,000.00	5,342,000.00	-	-	-	5,342,000.00	1,931,807.50	-	-	-	1,931,807.50
Supplies and Materials Expenses		12,647,000.00	409,993.65	12,237,006.35	12,647,000.00	409,993.65	-	-	12,237,006.35	2,743,342.65	-	-	-	2,743,342.65
Office Supplies Expenses	5020301000	6,648,000.00	465,656.65	6,182,343.35	6,648,000.00	465,656.65	-	-	6,182,343.35	1,483,370.29	-	-	-	1,483,370.29
Office Supplies Expenses	5020301002	6,648,000.00	465,656.65	6,182,343.35	6,648,000.00	465,656.65	-	-	6,182,343.35	1,483,370.29	-	-	-	1,483,370.29
Accountable Forms Expenses	5020302000	235,000.00	-	235,000.00	235,000.00	-	-	-	235,000.00	54,960.00	-	-	-	54,960.00
Drugs and Medicines Expenses	5020307000	-	55,663.00	55,663.00	-	55,663.00	-	-	55,663.00	55,663.00	-	-	-	55,663.00
Medical, Dental and Laboratory Supplies Expenses	5020308000	52,000.00	-	52,000.00	52,000.00	-	-	-	52,000.00	-	-	-	-	-
Fuel, Oil and Lubricants Expenses	5020309000	1,298,000.00	-	1,298,000.00	1,298,000.00	-	-	-	1,298,000.00	513,392.21	-	-	-	513,392.21
Textbooks and Instructional Materials Expenses	5020311000	500,000.00	-	500,000.00	500,000.00	-	-	-	500,000.00	-	-	-	-	-
Textbooks and Instructional Materials Expenses	5020311001	500,000.00	-	500,000.00	500,000.00	-	-	-	500,000.00	-	-	-	-	-
Semi-Expendable Machinery and Equipment	5020321000	270,000.00	-	270,000.00	270,000.00	-	-	-	270,000.00	57,946.04	-	-	-	57,946.04
Office Equipment	5020321002	270,000.00	14,000.00	256,000.00	270,000.00	14,000.00	-	-	256,000.00	43,946.04	-	-	-	43,946.04
Information and Communications Technology Equipment	5020321003	-	14,000.00	14,000.00	-	14,000.00	-	-	14,000.00	14,000.00	-	-	-	14,000.00
Other Supplies and Materials Expenses	5020399000	3,644,000.00	-	3,644,000.00	3,644,000.00	-	-	-	3,644,000.00	578,011.11	-	-	-	578,011.11
Utility Expenses		37,878,000.00	-	37,878,000.00	37,878,000.00	-	-	-	37,878,000.00	9,525,044.58	-	-	-	9,525,044.58
Water Expenses	5020401000	1,404,000.00	-	1,404,000.00	1,404,000.00	-	-	-	1,404,000.00	362,051.72	-	-	-	362,051.72
Electricity Expenses	5020402000	36,474,000.00	-	36,474,000.00	36,474,000.00	-	-	-	36,474,000.00	9,162,992.86	-	-	-	9,162,992.86

Particulars	UACS CODE	Disbursements					Balances				
		1st Quarter Ending March 31	2nd Quarter Ending June 30	3rd Quarter Ending September 30	4th Quarter Ending December 31	Total	Unreleased Appropriations	Unobligated Allotments	Unpaid Obligations (15-20)=(23+24)		
		16	17	18	19	20=(16+17+18+19)			21=(5-10)	22=(10-15)	Due and Demandable 23
Mid-Year Bonus - Civilian	5010216001	-	-	-	-	-	-	29,468,000.00	-	-	
Other Bonuses and Allowances	5010299000	-	-	-	-	-	-	3,410,000.00	-	-	
Productivity Enhancement Incentive - Civilian	5010299012	-	-	-	-	-	-	3,410,000.00	-	-	
Personnel Benefit Contributions		2,540,371.99	-	-	-	2,540,371.99	-	6,606,496.29	133,131.72	-	
Pag-IBIG Contributions	5010302000	283,500.00	-	-	-	283,500.00	-	481,000.00	54,500.00	-	
Pag-IBIG - Civilian	5010302001	283,500.00	-	-	-	283,500.00	-	481,000.00	54,500.00	-	
PhilHealth Contributions	5010303000	2,059,371.99	-	-	-	2,059,371.99	-	5,511,596.29	71,031.72	-	
PhilHealth - Civilian	5010303001	2,059,371.99	-	-	-	2,059,371.99	-	5,511,596.29	71,031.72	-	
Employees Compensation Insurance Premiums	5010304000	197,500.00	-	-	-	197,500.00	-	613,900.00	7,600.00	-	
ECIP - Civilian	5010304001	197,500.00	-	-	-	197,500.00	-	613,900.00	7,600.00	-	
Other Personnel Benefits		128.24	-	-	-	128.24	79,736,000.00	2,243,194.53	97,677.23	-	
Terminal Leave Benefits	5010403000	-	-	-	-	-	-	1,039,322.77	97,677.23	-	
Terminal Leave Benefits - Civilian	5010403001	-	-	-	-	-	-	1,039,322.77	97,677.23	-	
Other Personnel Benefits	5010499000	128.24	-	-	-	128.24	79,736,000.00	1,203,871.76	-	-	
Lump-sum for Filling of Positions - Civilian	5010499007	-	-	-	-	-	79,736,000.00	-	-	-	
Lump-sum for Step Increments - Length of Service	5010499010	128.24	-	-	-	128.24	-	883,871.76	-	-	
Loyalty Award - Civilian	5010499015	-	-	-	-	-	-	320,000.00	-	-	
Maintenance and Other Operating Expenses		34,150,011.49	-	-	-	34,150,011.49	922,368,000.00	137,392,589.02	3,931,080.44	2,611,319.05	
Traveling Expenses		380,158.00	-	-	-	380,158.00	-	1,099,083.00	122,759.00	-	
Traveling Expenses - Local	5020101000	380,158.00	-	-	-	380,158.00	-	1,099,083.00	122,759.00	-	
Training and Scholarship Expenses		1,232,765.80	-	-	-	1,232,765.80	-	3,410,192.50	582,293.88	116,747.82	
Training Expenses	5020201000	1,232,765.80	-	-	-	1,232,765.80	-	3,410,192.50	582,293.88	116,747.82	
Training Expenses	5020201002	1,232,765.80	-	-	-	1,232,765.80	-	3,410,192.50	582,293.88	116,747.82	
Supplies and Materials Expenses		858,686.56	-	-	-	858,686.56	-	9,493,663.70	176,086.95	1,708,569.14	
Office Supplies Expenses	5020301000	282,376.78	-	-	-	282,376.78	-	4,698,973.06	14,216.00	1,186,777.51	
Office Supplies Expenses	5020301002	282,376.78	-	-	-	282,376.78	-	4,698,973.06	14,216.00	1,186,777.51	
Accountable Forms Expenses	5020302000	17,600.00	-	-	-	17,600.00	-	180,040.00	-	37,360.00	
Drugs and Medicines Expenses	5020307000	-	-	-	-	-	-	-	-	55,663.00	
Medical, Dental and Laboratory Supplies Expenses	5020308000	-	-	-	-	-	-	52,000.00	-	-	
Fuel, Oil and Lubricants Expenses	5020309000	342,301.14	-	-	-	342,301.14	-	784,607.79	135,981.45	35,109.62	
Textbooks and Instructional Materials Expenses	5020311000	-	-	-	-	-	-	500,000.00	-	-	
Textbooks and Instructional Materials Expenses	5020311001	-	-	-	-	-	-	500,000.00	-	-	
Semi-Expendable Machinery and Equipment	5020321000	6,924.90	-	-	-	6,924.90	-	212,053.96	349.50	50,671.64	
Office Equipment	5020321002	6,924.90	-	-	-	6,924.90	-	212,053.96	349.50	36,671.64	
Information and Communications Technology Equipment	5020321003	-	-	-	-	-	-	-	-	14,000.00	
Other Supplies and Materials Expenses	5020399000	209,483.74	-	-	-	209,483.74	-	3,065,988.89	25,540.00	342,987.37	
Utility Expenses		9,352,485.59	-	-	-	9,352,485.59	-	28,352,955.42	23,919.49	148,639.50	
Water Expenses	5020401000	194,532.22	-	-	-	194,532.22	-	1,041,948.28	18,880.00	148,639.50	
Electricity Expenses	5020402000	9,157,953.37	-	-	-	9,157,953.37	-	27,311,007.14	5,039.49	-	

Particulars	UACS CODE	Appropriations			Allotments					Obligations				
		Authorized Appropriations	Adjustments (Transfer To/From, Modifications/ Augmentations)	Adjusted Appropriations	Allotments Received	Adjustments (Reductions, Modifications/ Augmentations)	Transfer To	Transfer From	Adjusted Allotments	1st Quarter Ending March 31	2nd Quarter Ending June 30	3rd Quarter Ending September 30	4th Quarter Ending December 31	Total
1	2	3	4	5=(3+4)	6	7	8	9	10=[(6+(-)7)-8+9]	11	12	13	14	15=(11+12+13+14)
Communication Expenses		28,569,000.00	-	28,569,000.00	28,569,000.00	-	-	-	28,569,000.00	2,240,737.96	-	-	-	2,240,737.96
Postage and Courier Services	5020501000	10,000.00	-	10,000.00	10,000.00	-	-	-	10,000.00	-	-	-	-	-
Telephone Expenses	5020502000	307,000.00	-	307,000.00	307,000.00	-	-	-	307,000.00	42,174.64	-	-	-	42,174.64
Mobile	5020502001	-	23,895.74	23,895.74	-	23,895.74	-	-	23,895.74	23,895.74	-	-	-	23,895.74
Landline	5020502002	307,000.00	23,895.74	283,104.26	307,000.00	23,895.74	-	-	283,104.26	18,278.90	-	-	-	18,278.90
Internet Subscription Expenses	5020503000	28,247,000.00	-	28,247,000.00	28,247,000.00	-	-	-	28,247,000.00	2,198,563.32	-	-	-	2,198,563.32
Cable, Satellite, Telegraph and Radio Expenses	5020504000	5,000.00	-	5,000.00	5,000.00	-	-	-	5,000.00	-	-	-	-	-
Survey, Research, Exploration and		2,000,000.00	-	2,000,000.00	2,000,000.00	-	-	-	2,000,000.00	-	-	-	-	-
Research, Exploration and Development Expenses	5020702000	2,000,000.00	-	2,000,000.00	2,000,000.00	-	-	-	2,000,000.00	-	-	-	-	-
Research, Exploration and Development Expenses	5020702002	2,000,000.00	-	2,000,000.00	2,000,000.00	-	-	-	2,000,000.00	-	-	-	-	-
Confidential, Intelligence and Extraordinary		198,000.00	-	198,000.00	198,000.00	-	-	-	198,000.00	-	-	-	-	-
Extraordinary and Miscellaneous Expenses	5021003000	198,000.00	-	198,000.00	198,000.00	-	-	-	198,000.00	-	-	-	-	-
Professional Services		1,140,000.00	-	1,140,000.00	1,140,000.00	-	-	-	1,140,000.00	234,748.53	-	-	-	234,748.53
Auditing Services	5021102000	35,000.00	-	35,000.00	35,000.00	-	-	-	35,000.00	-	-	-	-	-
Consultancy Services	5021103000	105,000.00	-	105,000.00	105,000.00	-	-	-	105,000.00	-	-	-	-	-
Consultancy Services	5021103002	105,000.00	-	105,000.00	105,000.00	-	-	-	105,000.00	-	-	-	-	-
Other Professional Services	5021199000	1,000,000.00	-	1,000,000.00	1,000,000.00	-	-	-	1,000,000.00	234,748.53	-	-	-	234,748.53
General Services		57,229,000.00	-	57,229,000.00	57,229,000.00	-	-	-	57,229,000.00	21,316,352.15	-	-	-	21,316,352.15
Janitorial Services	5021202000	9,135,000.00	-	9,135,000.00	9,135,000.00	-	-	-	9,135,000.00	2,922,242.51	-	-	-	2,922,242.51
Security Services	5021203000	9,122,000.00	-	9,122,000.00	9,122,000.00	-	-	-	9,122,000.00	3,938,873.98	-	-	-	3,938,873.98
Other General Services	5021299000	38,972,000.00	-	38,972,000.00	38,972,000.00	-	-	-	38,972,000.00	14,455,235.66	-	-	-	14,455,235.66
Other General Services	5021299099	38,972,000.00	-	38,972,000.00	38,972,000.00	-	-	-	38,972,000.00	14,455,235.66	-	-	-	14,455,235.66
Repairs and Maintenance		2,928,000.00	-	2,928,000.00	2,928,000.00	-	-	-	2,928,000.00	315,192.31	-	-	-	315,192.31
Repairs and Maintenance - Infrastructure Assets	5021303000	-	10,000.00	10,000.00	-	10,000.00	-	-	10,000.00	10,000.00	-	-	-	10,000.00
Power Supply Systems	5021303005	-	10,000.00	10,000.00	-	10,000.00	-	-	10,000.00	10,000.00	-	-	-	10,000.00
Repairs and Maintenance - Buildings and Other	5021304000	683,000.00	-	683,000.00	683,000.00	-	-	-	683,000.00	3,800.00	-	-	-	3,800.00
School Buildings	5021304002	533,000.00	-	533,000.00	533,000.00	-	-	-	533,000.00	3,800.00	-	-	-	3,800.00
Other Structures	5021304099	150,000.00	-	150,000.00	150,000.00	-	-	-	150,000.00	-	-	-	-	-
Repairs and Maintenance - Machinery and	5021305000	705,000.00	10,000.00	695,000.00	705,000.00	10,000.00	-	-	695,000.00	11,695.00	-	-	-	11,695.00
Office Equipment	5021305002	90,000.00	-	90,000.00	90,000.00	-	-	-	90,000.00	3,795.00	-	-	-	3,795.00
Information and Communication Technology Equipment	5021305003	100,000.00	-	100,000.00	100,000.00	-	-	-	100,000.00	-	-	-	-	-
Other Machinery and Equipment	5021305099	515,000.00	10,000.00	505,000.00	515,000.00	10,000.00	-	-	505,000.00	7,900.00	-	-	-	7,900.00
Repairs and Maintenance - Transportation	5021306000	1,400,000.00	-	1,400,000.00	1,400,000.00	-	-	-	1,400,000.00	289,697.31	-	-	-	289,697.31
Motor Vehicles	5021306001	1,400,000.00	-	1,400,000.00	1,400,000.00	-	-	-	1,400,000.00	289,697.31	-	-	-	289,697.31
Repairs and Maintenance - Furniture and Fixtures	5021307000	90,000.00	-	90,000.00	90,000.00	-	-	-	90,000.00	-	-	-	-	-
Repairs and Maintenance - Other Property, Plant	5021399000	50,000.00	-	50,000.00	50,000.00	-	-	-	50,000.00	-	-	-	-	-
Other Property, Plant and Equipment	5021399099	50,000.00	-	50,000.00	50,000.00	-	-	-	50,000.00	-	-	-	-	-


Particulars	UACS CODE	Disbursements					Balances				
		1st Quarter Ending March 31	2nd Quarter Ending June 30	3rd Quarter Ending September 30	4th Quarter Ending December 31	Total	Unreleased Appropriations	Unobligated Allotments	Unpaid Obligations (15-20)=(23+24)		
		16	17	18	19	20=(16+17+18+19)			21=(5-10)	22=(10-15)	23
Communication Expenses		1,533,450.38	-	-	-	1,533,450.38	-	26,328,262.04	694,287.58	13,000.00	
Postage and Courier Services	5020501000	-	-	-	-	-	-	10,000.00	-	-	
Telephone Expenses	5020502000	35,510.56	-	-	-	35,510.56	-	264,825.36	6,664.08	-	
Mobile	5020502001	18,250.16	-	-	-	18,250.16	-	-	5,645.58	-	
Landline	5020502002	17,260.40	-	-	-	17,260.40	-	264,825.36	1,018.50	-	
Internet Subscription Expenses	5020503000	1,497,939.82	-	-	-	1,497,939.82	-	26,048,436.68	687,623.50	13,000.00	
Cable, Satellite, Telegraph and Radio Expenses	5020504000	-	-	-	-	-	-	5,000.00	-	-	
Survey, Research, Exploration and		-	-	-	-	-	-	2,000,000.00	-	-	
Research, Exploration and Development Expenses	5020702000	-	-	-	-	-	-	2,000,000.00	-	-	
Research, Exploration and Development Expenses	5020702002	-	-	-	-	-	-	2,000,000.00	-	-	
Confidential, Intelligence and Extraordinary		-	-	-	-	-	-	198,000.00	-	-	
Extraordinary and Miscellaneous Expenses	5021003000	-	-	-	-	-	-	198,000.00	-	-	
Professional Services		223,548.53	-	-	-	223,548.53	-	905,251.47	11,200.00	-	
Auditing Services	5021102000	-	-	-	-	-	-	35,000.00	-	-	
Consultancy Services	5021103000	-	-	-	-	-	-	105,000.00	-	-	
Consultancy Services	5021103002	-	-	-	-	-	-	105,000.00	-	-	
Other Professional Services	5021199000	223,548.53	-	-	-	223,548.53	-	765,251.47	11,200.00	-	
General Services		19,284,194.24	-	-	-	19,284,194.24	-	35,912,647.85	1,759,220.33	272,937.58	
Janitorial Services	5021202000	2,906,160.71	-	-	-	2,906,160.71	-	6,212,757.49	16,081.80	-	
Security Services	5021203000	1,963,762.69	-	-	-	1,963,762.69	-	5,183,126.02	1,702,173.71	272,937.58	
Other General Services	5021299000	14,414,270.84	-	-	-	14,414,270.84	-	24,516,764.34	40,964.82	-	
Other General Services	5021299099	14,414,270.84	-	-	-	14,414,270.84	-	24,516,764.34	40,964.82	-	
Repairs and Maintenance		84,151.21	-	-	-	84,151.21	-	2,612,807.69	21,787.44	209,253.66	
Repairs and Maintenance - Infrastructure Assets	5021303000	-	-	-	-	-	-	-	-	10,000.00	
Power Supply Systems	5021303005	-	-	-	-	-	-	-	-	10,000.00	
Repairs and Maintenance - Buildings and Other	5021304000	3,800.00	-	-	-	3,800.00	-	679,200.00	-	-	
School Buildings	5021304002	3,800.00	-	-	-	3,800.00	-	529,200.00	-	-	
Other Structures	5021304099	-	-	-	-	-	-	150,000.00	-	-	
Repairs and Maintenance - Machinery and	5021305000	-	-	-	-	-	-	683,305.00	5,400.00	6,295.00	
Office Equipment	5021305002	-	-	-	-	-	-	86,205.00	-	3,795.00	
Information and Communication Technology Equipment	5021305003	-	-	-	-	-	-	100,000.00	-	-	
Other Machinery and Equipment	5021305099	-	-	-	-	-	-	497,100.00	5,400.00	2,500.00	
Repairs and Maintenance - Transportation	5021306000	80,351.21	-	-	-	80,351.21	-	1,110,302.69	16,387.44	192,958.66	
Motor Vehicles	5021306001	80,351.21	-	-	-	80,351.21	-	1,110,302.69	16,387.44	192,958.66	
Repairs and Maintenance - Furniture and Fixtures	5021307000	-	-	-	-	-	-	90,000.00	-	-	
Repairs and Maintenance - Other Property, Plant	5021399000	-	-	-	-	-	-	50,000.00	-	-	
Other Property, Plant and Equipment	5021399099	-	-	-	-	-	-	50,000.00	-	-	

Particulars	UACS CODE	Appropriations			Allotments					Obligations				
		Authorized Appropriations	Adjustments (Transfer To/From, Modifications/ Augmentations)	Adjusted Appropriations	Allotments Received	Adjustments (Reductions, Modifications/ Augmentations)	Transfer To	Transfer From	Adjusted Allotments	1st Quarter Ending March 31	2nd Quarter Ending June 30	3rd Quarter Ending September 30	4th Quarter Ending December 31	Total
1	2	3	4	5=(3+4)	6	7	8	9	10=[(6+(-)7)-8+9]	11	12	13	14	15=(11+12+13+14)
Financial Assistance/Subsidy		927,368,000.00	-	927,368,000.00	5,000,000.00	-	-	-	5,000,000.00	-	-	-	-	-
Subsidies - Others	5021499000	927,368,000.00	-	927,368,000.00	5,000,000.00	-	-	-	5,000,000.00	-	-	-	-	-
Taxes, Insurance Premiums and Other Fees		1,920,000.00	-	1,920,000.00	1,920,000.00	-	-	-	1,920,000.00	828,045.74	-	-	-	828,045.74
Taxes, Duties and Licenses	5021501000	100,000.00	-	100,000.00	100,000.00	-	-	-	100,000.00	2,010.00	-	-	-	2,010.00
Taxes, Duties and Licenses	5021501001	100,000.00	-	100,000.00	100,000.00	-	-	-	100,000.00	2,010.00	-	-	-	2,010.00
Fidelity Bond Premiums	5021502000	901,000.00	-	901,000.00	901,000.00	-	-	-	901,000.00	723,750.00	-	-	-	723,750.00
Insurance Expenses	5021503000	919,000.00	-	919,000.00	919,000.00	-	-	-	919,000.00	102,285.74	-	-	-	102,285.74
Other Maintenance and Operating Expenses		21,632,000.00	409,993.65	22,041,993.65	21,632,000.00	409,993.65	-	-	22,041,993.65	1,054,222.56	-	-	-	1,054,222.56
Printing and Publication Expenses	5029902000	52,000.00	-	52,000.00	52,000.00	-	-	-	52,000.00	-	-	-	-	-
Representation Expenses	5029903000	663,000.00	-	663,000.00	663,000.00	-	-	-	663,000.00	232,540.00	-	-	-	232,540.00
Rent/Lease Expenses	5029905000	28,000.00	13,600.00	41,600.00	28,000.00	13,600.00	-	-	41,600.00	28,600.00	-	-	-	28,600.00
Rents - Motor Vehicles	5029905003	28,000.00	-	28,000.00	28,000.00	-	-	-	28,000.00	15,000.00	-	-	-	15,000.00
Rents - Equipment	5029905004	-	13,600.00	13,600.00	-	13,600.00	-	-	13,600.00	13,600.00	-	-	-	13,600.00
Membership Dues and Contributions to	5029906000	95,000.00	-	95,000.00	95,000.00	-	-	-	95,000.00	40,000.00	-	-	-	40,000.00
Subscription Expenses	5029907000	500,000.00	-	500,000.00	500,000.00	-	-	-	500,000.00	62,688.91	-	-	-	62,688.91
Other Subscription Expenses	5029907099	500,000.00	-	500,000.00	500,000.00	-	-	-	500,000.00	62,688.91	-	-	-	62,688.91
Other Maintenance and Operating Expenses	5029999000	20,294,000.00	396,393.65	20,690,393.65	20,294,000.00	396,393.65	-	-	20,690,393.65	690,393.65	-	-	-	690,393.65
Other Maintenance and Operating Expenses	5029999099	20,294,000.00	396,393.65	20,690,393.65	20,294,000.00	396,393.65	-	-	20,690,393.65	690,393.65	-	-	-	690,393.65
Capital Outlays		397,650,000.00	- 360,000,000.00	37,650,000.00	397,650,000.00	- 360,000,000.00	-	-	37,650,000.00	-	-	-	-	-
Property, Plant and Equipment Outlay		397,650,000.00	- 360,000,000.00	37,650,000.00	397,650,000.00	- 360,000,000.00	-	-	37,650,000.00	-	-	-	-	-
Buildings and Other Structures	5060404000	365,000,000.00	- 360,000,000.00	5,000,000.00	365,000,000.00	- 360,000,000.00	-	-	5,000,000.00	-	-	-	-	-
Buildings	5060404001	300,000,000.00	- 300,000,000.00	-	300,000,000.00	- 300,000,000.00	-	-	-	-	-	-	-	-
School Buildings	5060404002	20,000,000.00	- 20,000,000.00	-	20,000,000.00	- 20,000,000.00	-	-	-	-	-	-	-	-
Hostels and Dormitories	5060404006	40,000,000.00	- 40,000,000.00	-	40,000,000.00	- 40,000,000.00	-	-	-	-	-	-	-	-
Other Structures	5060404099	5,000,000.00	-	5,000,000.00	5,000,000.00	-	-	-	5,000,000.00	-	-	-	-	-
Machinery and Equipment Outlay	5060405000	25,000,000.00	-	25,000,000.00	25,000,000.00	-	-	-	25,000,000.00	-	-	-	-	-
Technical and Scientific Equipment	5060405014	20,000,000.00	-	20,000,000.00	20,000,000.00	-	-	-	20,000,000.00	-	-	-	-	-
Other Machinery and Equipment	5060405099	5,000,000.00	-	5,000,000.00	5,000,000.00	-	-	-	5,000,000.00	-	-	-	-	-
Transportation Equipment Outlay	5060406000	7,650,000.00	-	7,650,000.00	7,650,000.00	-	-	-	7,650,000.00	-	-	-	-	-
Motor Vehicles	5060406001	7,650,000.00	-	7,650,000.00	7,650,000.00	-	-	-	7,650,000.00	-	-	-	-	-
B. AUTOMATIC APPROPRIATIONS		42,434,000.00	-	42,434,000.00	42,434,000.00	-	-	-	42,434,000.00	10,541,357.82	-	-	-	10,541,357.82
Retirement and Life Insurance Premiums		42,434,000.00	-	42,434,000.00	42,434,000.00	-	-	-	42,434,000.00	10,541,357.82	-	-	-	10,541,357.82
GRAND TOTAL		2,098,424,000.00	- 360,000,000.00	1,738,424,000.00	1,096,320,000.00	- 360,000,000.00	-	-	736,320,000.00	153,945,683.35	-	-	-	153,945,683.35


Particulars	UACS CODE	Disbursements					Balances				
		1st Quarter Ending March 31	2nd Quarter Ending June 30	3rd Quarter Ending September 30	4th Quarter Ending December 31	Total	Unreleased Appropriations	Unobligated Allotments	Unpaid Obligations (15-20)=(23+24)		
		16	17	18	19	20=(16+17+18+19)			21=(5-10)	22=(10-15)	Due and Demandable
1	2	16	17	18	19	20=(16+17+18+19)	21=(5-10)	22=(10-15)	23	24	
Financial Assistance/Subsidy		-	-	-	-	-	922,368,000.00	5,000,000.00	-	-	
Subsidies - Others	5021499000	-	-	-	-	-	922,368,000.00	5,000,000.00	-	-	
Taxes, Insurance Premiums and Other Fees		742,568.47	-	-	-	742,568.47	-	1,091,954.26	85,477.27	-	
Taxes, Duties and Licenses	5021501000	2,010.00	-	-	-	2,010.00	-	97,990.00	-	-	
Taxes, Duties and Licenses	5021501001	2,010.00	-	-	-	2,010.00	-	97,990.00	-	-	
Fidelity Bond Premiums	5021502000	723,750.00	-	-	-	723,750.00	-	177,250.00	-	-	
Insurance Expenses	5021503000	16,808.47	-	-	-	16,808.47	-	816,714.26	85,477.27	-	
Other Maintenance and Operating Expenses		458,002.71	-	-	-	458,002.71	-	20,987,771.09	454,048.50	142,171.35	
Printing and Publication Expenses	5029902000	-	-	-	-	-	-	52,000.00	-	-	
Representation Expenses	5029903000	115,710.00	-	-	-	115,710.00	-	430,460.00	67,875.00	48,955.00	
Rent/Lease Expenses	5029905000	-	-	-	-	-	-	13,000.00	28,600.00	-	
Rents - Motor Vehicles	5029905003	-	-	-	-	-	-	13,000.00	15,000.00	-	
Rents - Equipment	5029905004	-	-	-	-	-	-	-	13,600.00	-	
Membership Dues and Contributions to	5029906000	40,000.00	-	-	-	40,000.00	-	55,000.00	-	-	
Subscription Expenses	5029907000	13,926.56	-	-	-	13,926.56	-	437,311.09	2,500.00	46,262.35	
Other Subscription Expenses	5029907099	13,926.56	-	-	-	13,926.56	-	437,311.09	2,500.00	46,262.35	
Other Maintenance and Operating Expenses	5029999000	288,366.15	-	-	-	288,366.15	-	20,000,000.00	355,073.50	46,954.00	
Other Maintenance and Operating Expenses	5029999099	288,366.15	-	-	-	288,366.15	-	20,000,000.00	355,073.50	46,954.00	
Capital Outlays		-	-	-	-	-	-	37,650,000.00	-	-	
Property, Plant and Equipment Outlay		-	-	-	-	-	-	37,650,000.00	-	-	
Buildings and Other Structures	5060404000	-	-	-	-	-	-	5,000,000.00	-	-	
Buildings	5060404001	-	-	-	-	-	-	-	-	-	
School Buildings	5060404002	-	-	-	-	-	-	-	-	-	
Hostels and Dormitories	5060404006	-	-	-	-	-	-	-	-	-	
Other Structures	5060404099	-	-	-	-	-	-	5,000,000.00	-	-	
Machinery and Equipment Outlay	5060405000	-	-	-	-	-	-	25,000,000.00	-	-	
Technical and Scientific Equipment	5060405014	-	-	-	-	-	-	20,000,000.00	-	-	
Other Machinery and Equipment	5060405099	-	-	-	-	-	-	5,000,000.00	-	-	
Transportation Equipment Outlay	5060406000	-	-	-	-	-	-	7,650,000.00	-	-	
Motor Vehicles	5060406001	-	-	-	-	-	-	7,650,000.00	-	-	
B. AUTOMATIC APPROPRIATIONS		10,190,934.78	-	-	-	10,190,934.78	-	31,892,642.18	350,423.04	-	
Retirement and Life Insurance Premiums		10,190,934.78	-	-	-	10,190,934.78	-	31,892,642.18	350,423.04	-	
GRAND TOTAL		144,328,782.44	-	-	-	144,328,782.44	1,002,104,000.00	582,374,316.65	7,005,581.86	2,611,319.05	

This report was generated using the Unified Reporting System on April 23, 2024 10:59 AM; Status : Submitted

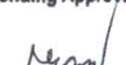
Certified Correct:


RAMOS, ROMEO LANDICHO
 Budget Officer
 Date:


Certified Correct:


FALO, DANIEL JOHN FROGOSA
 Accountant
 Date:

Recommending Approval:


RAMOS, ROMEO LANDICHO
 Director, FMS
 Date:

Approved by:


RONQUILLO, TIRSO ALCOS
 Agency Head
 Date: